
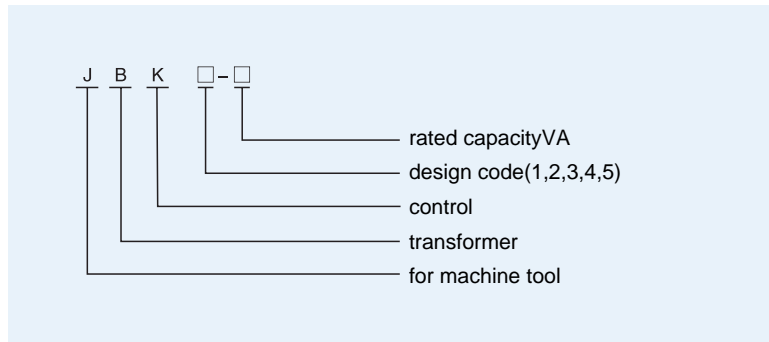


▶ **Application**

JBK series machine tool control transformer is applied to circuit of AC50Hz/60Hz,output voltage up to 660V,as control power-supply of kinds of machine tool and mechanical equipments,Power supply for local illumination indicator lamp.  
This production conforms to standards of JB/T5555.



▶ **Model No.**



▶ **Structure**

This production has the advantage of stable operation,low consumption, small volume,safe connection,large application.

▶ **Main technical parameter**

JBK series control transformer voltage type see Table1

Table1

specification	first voltage V	secondary voltage V		
		control	illumination	indicator
40VA	220V或380V	110(127)(220)	24(36) (48) (12)	6
63VA	220V或380V	110(127)(220)	24(36) (48) (12)	6
100VA	220V或380V	110(127)(220)	24(36) (48) (12)	6
160VA	220V或380V	110(127)(220)	24(36) (48) (12)	6
250VA	220V或380V	110(127)(220)	24(36) (48) (12)	6
400VA	220V或380V	110(127)(220)	24(36) (48) (12)	6
630VA	220V或380V	110(127)(220)	24(36) (48) (12)	6
1000VA	220V或380V	110(127)(220)	24(36) (48) (12)	6
1600VA	220V或380V	110(127)(220)	24(36) (48) (12)	6
2000VA	220V或380V	110(127)(220)	24(36) (48) (12)	6
2500VA	220V或380V	110(127)(220)	24(36) (48) (12)	6

## ▶ Appearance and install dimension

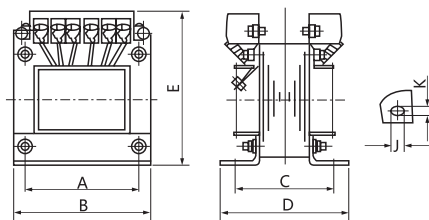


Fig1 JBK1 series production shape and install dimension(see Table2)

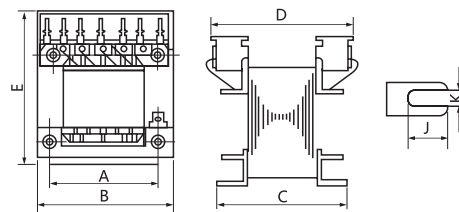


Fig2 JBK2 series production shape and install dimension(see Table3)

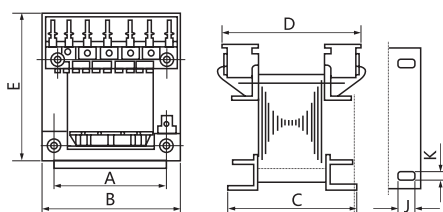


Fig3 JBK3 series production shape and install dimension(see Table4)

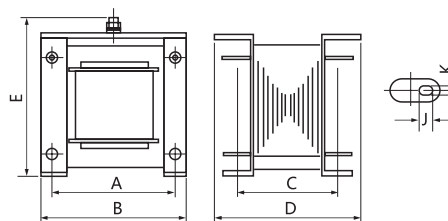


Fig4 JBK4 series production shape and install dimension(see Table5)

JBK1 series production appearance dimension

Table2

model No.	install dimension mm		install bore mm		shape mm			notice
	A	C	K	J	B	D	E	
JBK1-40VA	83	55	6	10	96	80	108	shape and install dimension for reference only,if any special requirements,please note it in the order.
JBK1-63VA	83	55	6	10	96	80	108	
JBK1-100VA	83	70	6	10	96	94	108	
JBK1-160VA	90	90	7	13	126	130	110	
JBK1-250VA	90	114	7	13	126	130	136	
JBK1-400VA	110	100	8	14	150	146	126	
JBK1-630VA	110	110	8	14	150	176	136	
JBK1-1000VA	130	120	8	14	180	176	146	
JBK1-1600VA	150	140	9	16	196	193	166	
JBK1-2000VA	150	154	9	16	196	233	180	

JBK2 series production appearance dimension

Table3

model No.	install dimension mm		install bore mm		shape mm		
	A	C	K	J	B	D	E
JBK2-40VA	78	65	6	12	90	84	97
JBK2-63VA	78	65	6	12	90	84	97
JBK2-100VA	78	78	6	12	90	94	97
JBK2-160VA	90	78	6	12	108	94	112
JBK2-250VA	90	88	6	12	108	105	112
JBK2-400VA	105	84	8	16	136	108	127
JBK2-630VA	120	95	8	16	144	120	142

JBK3 series production appearance dimension

Table4

model No.	install dimension mm		install bore mm		shape mm		
	A	C	K	J	B	D	E
JBK3-40VA	55	50	6	9	80	78	90
JBK3-63VA	55	50	6	9	80	78	90
JBK3-100VA	65	65	6	9	87	95	92
JBK3-160VA	85	76	6	9	96	99	106
JBK3-250VA	85	90	6	9	100	106	102
JBK3-400VA	102	85	8	14	125	108	126
JBK3-630VA	130	82	8	14	155	107	145
JBK3-1000VA	155	125	Φ8	Φ8	205	155	155
JBK3-1600VA	185	157	Φ8	Φ8	220	180	150
JBK3-2500VA	174	200	7	12	210	265	175

JBK4 series production appearance dimension

Table5

model No.	install dimension mm		install bore mm		shape mm		
	A	C	K	J	B	D	E
JBK4-40VA	55	50	6	9	78	80	92
JBK4-63VA	55	50	6	9	78	80	92
JBK4-100VA	65	65	6	9	84	96	95
JBK4-160VA	85	71	6	9	96	100	110
JBK4-250VA	85	82	6	9	96	112	110
JBK4-400VA	102	86	8	14	12	106	128
JBK4-630VA	110	110	8	14	150	104	150

JBK5 series production appearance dimension

Table6

model No.	install dimension mm		shape mm			weight kg
	A	C	B	D	E	
40VA	56	46	78	72	90	1.09
63VA	56	46	78	72	90	1.18
100VA	64	62	84	92	96	1.98
160VA	84	73	96	92	106	2.55
200VA	84	85	96	108	106	3.15
250VA	84	85	96	108	106	3.44
300VA	93	84	120	95	122	4.76
400VA	93	84	120	100	122	5
500VA	93	99	120	115	122	
630VA	125	92	150	115	155	8.16
800VA	125	105	150	130	155	9.08
1000VA	140	158	160	195	145	11.25
1600VA	155	180	184	225	145	13.6
2500VA	165	210	200	250	171	22.35